










# THE GARDEN THEMES 2017-2018

WEEK	DATES	THEME	MAIN SKILL FOCUS	GRAMMAR AND STRUCTURES	LANGUAGE IN CONTEXT	LANGUAGE OBJECTIVES AGES 3-5	LANGUAGE OBJECTIVES AGES 6-10
40	02-07/10/17	FOOD	Naming different types of: Fruit and vegetables Starters Main meals Desserts	Articles	A, an, the	-Students will be able to orally give a list of fruit and vegetables, meal and dessert using a, and an or Ø article correctly. -Students will be able to orally give the plural s, es, ies of different fruit, vegetables, meals and desserts. Students will be able to say what fruit, vegetable, meals and desserts they love or hate.	-Students will be able to orally name, spell and write fruit, vegetables, meals and desserts using a, an and Ø article. -Students will be able to say, spell, write and singular and plural nouns using articles a, an, and number one for the singular and Ø article, some, many two, three...for the plural. -Students will be able to say and write the food they and their friends like or dislike in simple sentence construction using subject pronouns and opinion verbs (like, hate...).
41	09-14/10/17			Singulars and plurals with quantifiers	Some, many, one, two, three...		
42	16-21/10/17			Opinion	I, he, she + love/hate + noun, my favorite food is...		
43	23-28/10/17	GARDENING & PLANTS	Identifying different types of gardening tools, plants and parts of plants, needs of plants	It is a + plus part of a flower It is a + gardening tool It is a + type of plant A plant needs + requirements of a plant Review of articles a, an, Ø article	It is a trowel, fork/cultivator, wheel barrow, stem, leaf, tree, flower... A plant needs light, air, space, water and soil.	Students will be able to name parts of a plant or gardening tools using the structure it is a, an...	Students will be able to name the parts of plant, types of plants and gardening tools using the structure it is/they are + articles a, an and Ø article.
44	30-04/11/17	HALLOWEEN	Naming all the different things associated to halloween	During halloween we make + halloween objects During halloween we wear + adjective + costumes and make up	A monster, a spider, a pumpkin, jack-o'-lantern, a ghost, a bat... orange, red and black make up, scary costumes	-Students will be able to look at an image, recognise it and name it orally.	-Students will be able to orally describe halloween by associating different objects and costumes to it.
45	06-11/11/17	SEASONS	Describing the four seasons	Duration of seasons: From-to + month Weather and seasons + adjectives	From September to October it's winter time  In Winter it is cold, rainy, snowy in winter	-Students will be able to say what they use the different parts of the body for. -Students will be able to name the four seasons and identify the weather conditions of each season. -Students will be able to orally name the events celebrated during each season.	-Students will be able to spell, and write the names of the four seasons. -They will be able to name count and write the three months that represent each season. -They will be able to describe and write the weather of each season. -Students will be able to identify, spell and write the events celebrated during each season. -They will talk about the event that will be celebrated this season and the activities they do or they plan to do during the event.
46	13-18/11/17			Vocabulary: seasonal events	In Winter/Summer/Spring, Fall we celebrate...		

47	20-25/11/17	REVISION WEEK						
48	27-02/12/17	BODY	Identifying different body parts	Presenting the parts of the body  (Review of numbers I have + number + part of the body)	-head, ears, eyes, eyebrows, eyelashes, nose, mouth, teeth, cheek, lips, chin, hair, shoulders, neck, chest, arms, elbow, hands, palm, fingers (thumb, index, middle, ring, small), wrist, stomach/tummy, waist, buttocks/behind, back, hips, thighs, knees, shin, calf, leg, foot, toes, ankle, heel. -I have one head, two eyes, two ears two arms...	-Students will be able to orally identify, name and show the different parts of their body and then use simple sentence constructions with have and be to describe themselves. -Students will be able to orally describe their body parts using colour and size adjectives -Students will be able to describe the functions of the parts of their bodies.	-Students will be able to name, spell, write and show different parts of the body giving the number of the different parts.  -Students will be able orally describe themselves using appearance, colour and size adjectives. -Students will be able to orally state the uses of the different parts of the body using sense and movement verbs.	
49	04-09/12/17	BODY		Have + Appearance and colour adjectives  Be + size adjectives	I have long hair, blue eyes, beautiful nails...  I am tall, short, slim...			
50	11-16/12/17			Present simple + sense verbs + parts of the body	I hear with my ears, I smell with my nose, I walk with legs, I touch with my hands, I see with my eyes...			
51	18-22/12/17	REVISION WEEK / SHOW & TELL						
52	28-30/12/17	CHRISTMAS IN AMERICA						
1	02-06/01/18	WILD WHITE WINTER						
2	08-13/01/18	FAMILY	Describing members of the family	Presenting family members vocabulary	Mother, father, sister brother, uncle aunt, cousin, grandfather, grandmother,	-Students will be able to orally name the different members of a family and describe the members of their own family using numbers. -Students will be able to give the names of the members of their family.	-Students will be able to name, spell and write down the members of a family. -They will be able write down short sentences giving the names of the members of their family using the genitive 's. -They will be able to give the relationships between members of the family using a family tree and orally construct sentences giving the relationships and using the genitive 's.	
3	15-20/01/18			Have/have got + noun I am the first/second, third born...last born, only child  Genitive 's	I have two sisters and one brother  My mother's/father's name is... My father's brother is my uncle			
4	22-27/01/18	REVISION WEEK						

5	29-03/02/18	SIMPSONS	Description of the Simpsons Family	Family tree words – Father, mother, wife	Family tree with: Homer, Marge, Bart, Lisa and Maggie including the pets	-Students will be able to name the members of the Simpsons family and say their names. -Students will be able to describe the physical appearance of the Simpsons family on images for example, using colours and clothes.	-Students will be able to name the different members of the Simpsons family including the pets and construct a family tree representing the Simpsons. -Students will be able to describe the character traits and physical appearance of the different family members of the Simpsons. -They will be able to say which of the characters they like best.
6	05-10/02/18			Physical appearance and personality adjectives	Homer is careless, Marge is a typical American housewife, Bart is a ten-year-old troublemaker...		
				Physical appearance and personality adjectives (own family)	My mother is beautiful, My father is strong, My baby sister is annoying...		
7	12-17/02/18	REVISION WEEK 					
8	19-23/02/18	WINTER HOLIDAYS					
9	23-02/03/18	WINTER HOLIDAYS					
10	5-10/03/18	CLOTHES AND ACCESSORIES	Describing different kinds of clothes and accessories	Presenting the different kinds of clothes and accessories	shirt, pants/trousers, socks, jacket, shoes (boots, sandals, high heels, trainers, slippers, wellingtons, dress, jeans, t-shirt, shorts, skirt, tights, stockings, coat, blouse, jumper/pullover, sweatshirt, swimsuit/costume, swimming trunks, boxers, pants, vest, socks, suit, coat...	-Students will be able to orally identify and name the different kinds of clothes and accessories. -Students will be able to orally describe what they are wearing using colours. They will be able to give and execute orders like	-Students will be able to name, spell and write the different clothes and accessories. -Students will be able to orally describe what they and their friends are wearing using the present continuous and the verb to wear. -Students will be able to give and execute simple commands used with clothes like put on/take off, button, zip, tie...
11	12-17/03/18			Put on/take off + clothes Button/unbutton, zip/unzip, tie/untie + possessive adjective + clothes  I, He, she, they, + is wearing a, an, Ø article + colour + clothes	Put on your jacket, take off your shoes... Button your coat, zip your jacket, tie your shoe laces.  I am wearing a blue jeans, he is wearing a red jacket, she is wearing a pink dress...		
12	19-24/03/18	REVISION WEEK 					

13	26-31/03/18	TRANSPORTATION	Describing means of transport and related vocabulary	Presenting the means of transportation  (Review of articles a, an, the, Ø article and singular and plurals (s, es, ies) colours)	-A (red) train, a (yellow) bus, a boat, a ship, a car, a van, a truck, a plane, a helicopter, a subway, a tram, a motorbike, a bicycle. -(red) Trains, (yellow) buses, boats, ship, cars, vans, trucks, planes, helicopters, subways, trams, motorbikes, bicycles.	Students will be able to orally name different means of transportation giving the plural with s, es, ies. Students will be able to associate transportation images to appropriate prepositions.	Students will be able to orally name and write down the different means of transportation using articles, singulars and plurals. Students will be able to associate the different types of transportation to the correct preposition and say what means of transportation is used from one place to another.	
14	02-07/03/18			Prepositions by, on, in By – general ways of travel  In – for vehicles which we sit in  On – for vehicles which we can stand, sit or walk on  Go + from - to	-By car, by bike, by motorcycle, by car, by van, by lorry, by truck, by train, by plane, by bus, by ship, by tram, or by boat. -In a car, in a truck, or in a helicopter, in a boat, in a taxi... -On a subway on a ship, on a tram, on a ferry on a train, on a bicycle, on a surfboard, on a motorcycle, on a skateboard, on skis, on ice skates, on a snowboard -We go by bus from home to school.			
15	09-14/04/18	REVISION WEEK						
16	16-20/04/18	SPRING HOLIDAYS						
17	23-27/04/18	SPRING HOLIDAYS						
18	30-05/05/18	GALAXY	Discussing space and the solar system	Presenting and describing the space and solar system vocabulary	The sun, the moon, the stars, planets, a rocket, an alien, Mercury, Venus, Earth, Mars, Jupiter, Saturn, Uranus, Neptune and Pluto.	Students will be able to orally name planets, the sun, stars... Students will be able to use simple sentence structures to give the names of the planets and other space objects.	Students will be able to orally describe and write down the planets among other space words. Students will be able to use simple sentences to describe images on space objects and planets using demonstratives. -They will be able to use ordinal numbers to give the correct order of planets.	
19	07-12/05/18			This/these, that/those is/are + the different words  In space, there is/are + the different words  Ordinal numbers + planets	-This is the sun, this is the moon, these are stars, this is a rocket, this is an alien, this Mars, this is Earth... -In space there is the sun, the moon, there are stars, there is a rocket, there is an alien. The first planet is Mercury, the second planet is Venus, the third planet is Earth...			
20	14-19/05/18	REVISION WEEK						

21	21-26/05/18	PROFESSIONS	Describing different professions	Presenting and describing different professions	farmer, bus/taxi driver, doctor, teacher, dentist, policeman/woman, chef, hair dresser, nurse, soldier, fire fighter, student, butcher, baker, pilot, lawyer, fisherman, florist, gardener, pharmacist, photographer, postman, soldier, scientist, veterinary...	-Students will be able to identify and name different professions. -They will be able to say what they would like to be when they grow up. Students will be able to guess the profession acted out and accompanied by the guessing question : who am I ?	-Students will be able to orally name and write the different professions. -They will be able to say what they would like to be in future and justify their choice. -Students will be able to use the present simple to describe the kind of work done different professions and answer the guessing question – who am I ?	
22	28-02/06/18			When I grow up I want to be + profession Why ? Because...	When I grow up I want to be a veterinary. Why ? Because I love animals...			
23	04-09/06/18	REVISION WEEK						
24	11-16/06/18	SPORTS AND HOBBIES	Describing different kinds of sports and hobbies	Presenting the different sports and hobbies	-Handball, football, volleyball, basketball, tennis, baseball, golf, badminton, table tennis, billiards, rugby, cricket, hockey, ice skating, cycling, swimming, aerobics, gymnastics, athletics, trampoline... -Singing, collecting, playing, learning, making pastries, dancing, drawing, painting, reading, writing, hiking, horse riding, skiing, cooking...	-Students will be able to orally identify different sports and hobbies -Students will be able to describe sports using the present progressive (ing) form. -Students will be able to say what sports they like or dislike. -Students will be able to orally say what their favorite sport is.	-Students will be able to name, spell and write down different sports. -Students will be able to use the present progressive to describe different sports images. -They will be able to say what sports and hobbies they like or dislike. -They will be able to say what sports they are good or bad at.	
25	18-23/06/18			Present continuous/progressive – subject pronoun + be + ing  I like/dislike/hate/love...+ ing I am fond of + ing... I am very/quite good/bad at + ing Review : My favorite sport is + sport	He is playing basketball, she is swimming, they are playing football, they are jumping on a trampoline... -I like dancing, I dislike singing, I hate reading, I love dancing... -I am good at dancing, I am bad at cooking, I am very good at singing, I am quite good at swimming... My favorite sport is rugby, tennis,			
26	25-30/06/18	REVISION WEEK						
27	02-07/07/18	EMOTIONS, FEELINGS & MOOD	Describing emotions feelings and mood	Feel, be + Adjectives	I feel sad, I am angry, I am happy...	Students will be able to say how they feel at the moment and also in different other situations given as examples in class.	Students will be able to orally express and write what they feel at that moment and in other different situations given as examples in class.	
SUMMER HOLIDAYS								

